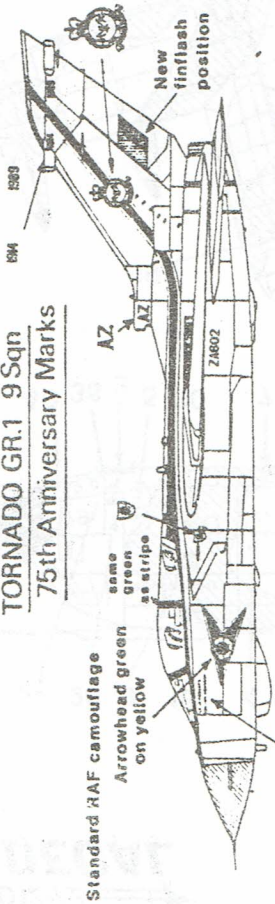


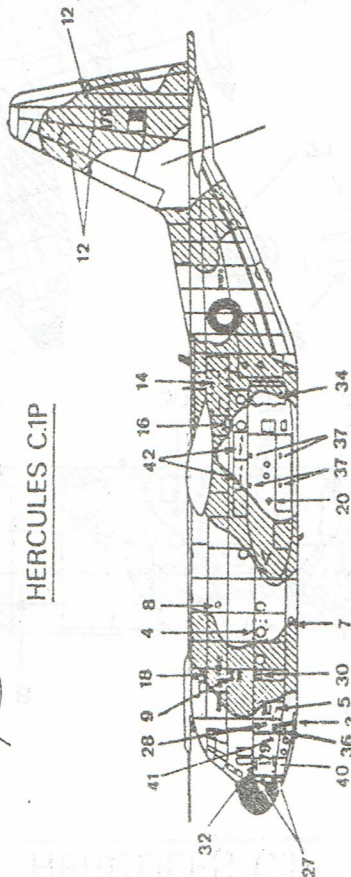


RAF UP-DATE 1989
Tornado GR 1 9 Sqn 75th Anniversary;
Hawk T1 4FTS; Hercules C.1P;
Harrier GR 5 No 1 Sqn RAF Wittering.

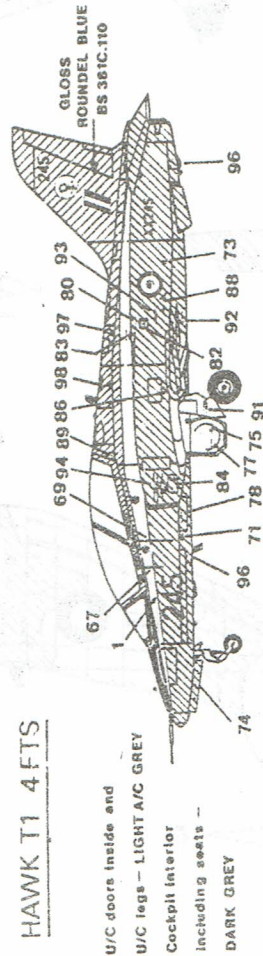
TORNADO GR.1 9Sqn
75th Anniversary Marks



HERCULES C.1P

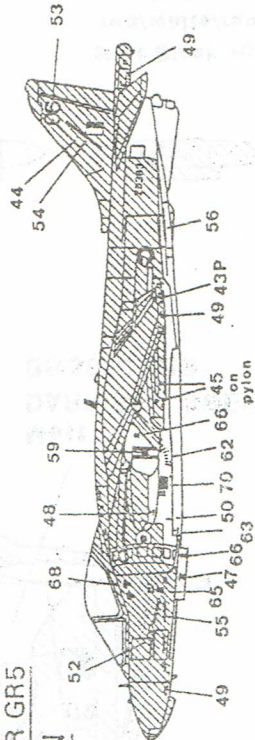


HAWK T1 4FTS



HARRIER GR5

1 SQN



The aircraft depicted on this decal are all shown in schemes which were current in 1989.

Tornado GR 1. This aircraft, ZA602/MZ carried specially applied markings to commemorate the 75th Anniversary of No 9 Squadron based at RAF Bruggen, W. Germany. One of the few non standard schemes applied to a Tornado it is reproduced as seen at the Air Show at RAF Wattisham on 24th June 1989. All kits of this aircraft can be used and the striping should be trimmed to fit the particular model used. Xtracolor X27 British Army Helicopter Olive is a close match to the green of the stripe for use on the canopy frame etc. The actual aircraft was painted using RAF Dark Green as a base and white was added to obtain the required colour. The chevron on the nose is a slightly different design to that normally carried by this squadron and has a very thin yellow outline. To avoid registration problems during printing of the decal the yellow and green have been printed separately. The yellow chevron should be applied to the model first and when dry the green inner part with the roundel should be accurately positioned to leave a thin yellow outline. Photos Nos 2 & 4.

Hawk T1. In 1989 the Red/White and Grey scheme which had been carried by the Hawk for some years, was modified by painting the top of the fuselage decking in Roundel Blue, leaving just a narrow white stripe dividing the blue from the red. This change is being applied throughout the fleet as they become due for painting. XX245 of No 4 FTS based at RAF Valley was also present at the 1989 Wattisham Air Show. Photo No 3.

Harrier GR5. The Harrier GR5 became a familiar sight during 1989, gradually replacing the GR3. In service they are now painted in NATO Green with Lichen Green undersurfaces and are the first new aircraft to enter RAF service carrying formation lights on the fin and fuselage. At this time the only two kits of this version available both need some modification. A refuelling probe needs adding above the port intake, the pylons require reshaping and gun pods added under the fuselage. Scalecast Resin Conversion set No72:06 is recommended as it contains well-moulded parts to carry out these modifications. ZD363/06 of No 1 Squadron based at RAF Wittering is in the markings it was carrying at the Open Day at RAF Comingsby on 17/6/89. Photo No 1.

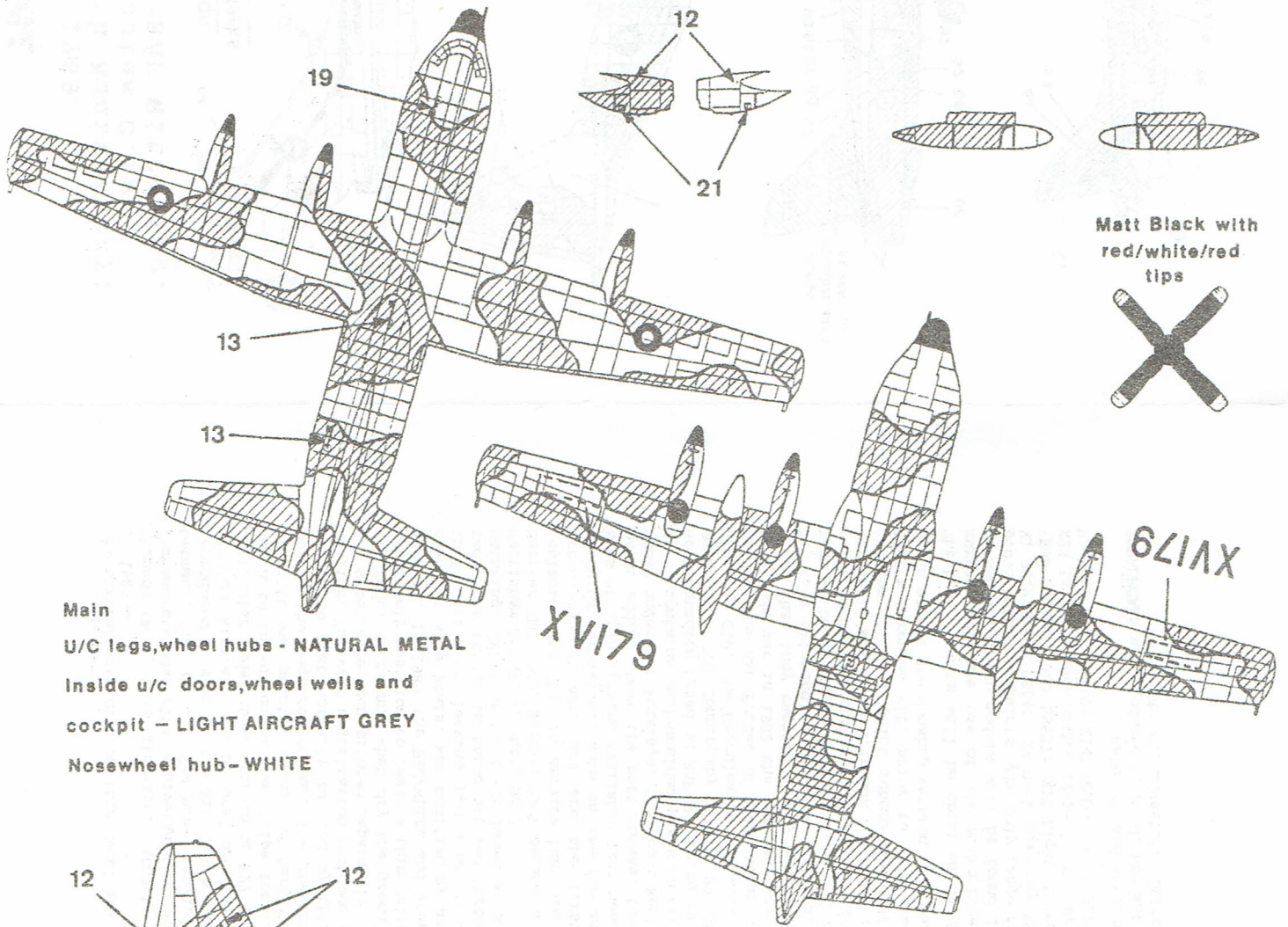
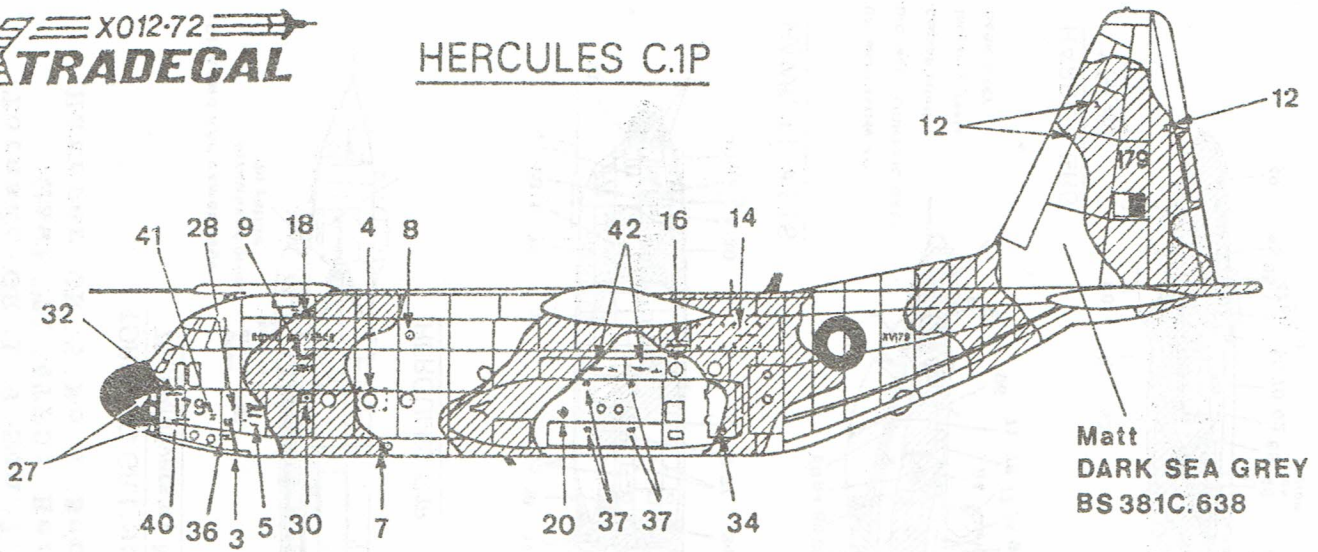
Hercules C1P. The Hercules is the workhorse of the RAF Transport Fleet, as it is for the Air Forces of many other nations around the world. Prior to the Falklands war in 1982 the undersurfaces were painted Light Aircraft Grey, but after that they carried a wrap-around camouflage with the Dark Green and Dark Sea Grey extended to the undersurfaces. At the same time numbers were changed from white to black. A major structural change was the addition of a refuelling probe above the cockpit which will need adding to any of the Hercules kits currently available although the model can be constructed without this as it is thought that the paint scheme was modified before the probe was fitted. The Airfix Hercules kit, prior to it's change to a Gunship, or that by Italeri again except the Gunship version will make a good basis for this model.

The best results will be obtained by applying these decals to a gloss paint surface and the use of the Micro/Superscale Decal System. All the colours needed for these models will be found in the range of Xtracolor 'Decal Ready' gloss authentic paints, the only range to include them all.

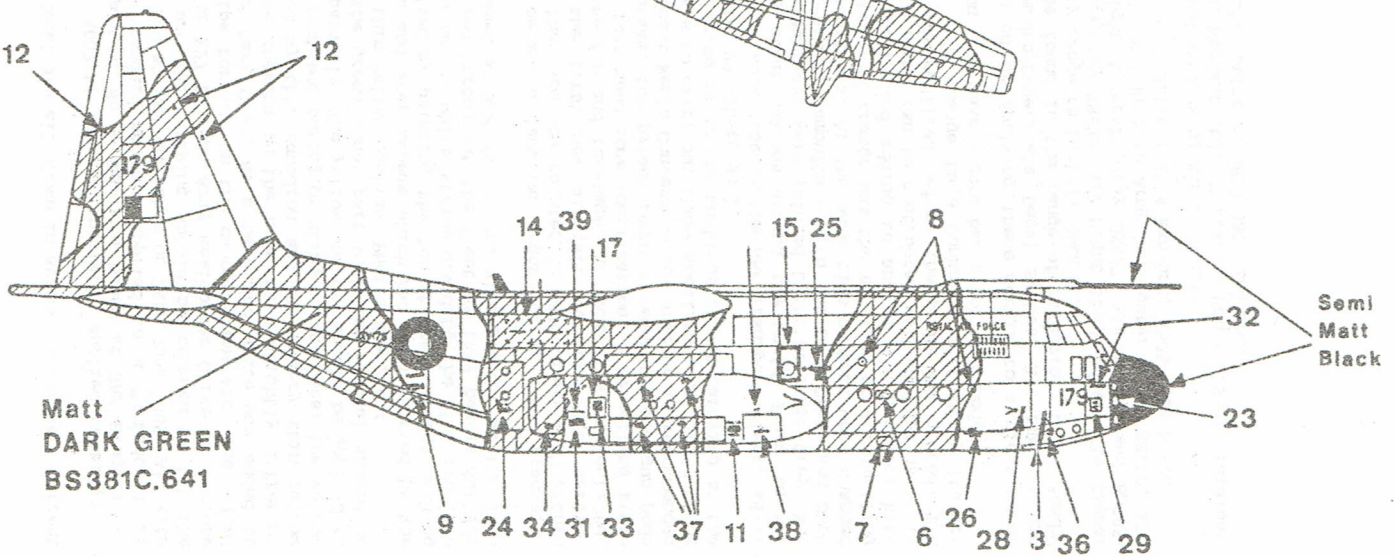
X1 Dark Green BS641; X4 Dark Sea Grey BS638; X12 Night Black BS642; X14 Signal (Red Arrows) Red BS537; X15 Light Aircraft Grey BS627; X18 NATO Green BS285; X24 Lichen Green BS4800-12-B-21; X27 British Army Helicopter Olive BS220; X30 Roundel Blue BS110; X141 White; X501 Silver; X504 Exhaust; X505 Tyre Black.

Research and Artwork by Ashley Annis.
 XTRADECALS are produced by H. G. Hannant Ltd., Trafalgar House, 29-31 Trafalgar Street, Lowestoft, Suffolk, NR32 3AR, England.

HERCULES C.1P



Main
 U/C legs, wheel hubs - NATURAL METAL
 Inside u/c doors, wheel wells and
 cockpit - LIGHT AIRCRAFT GREY
 Nosewheel hub - WHITE



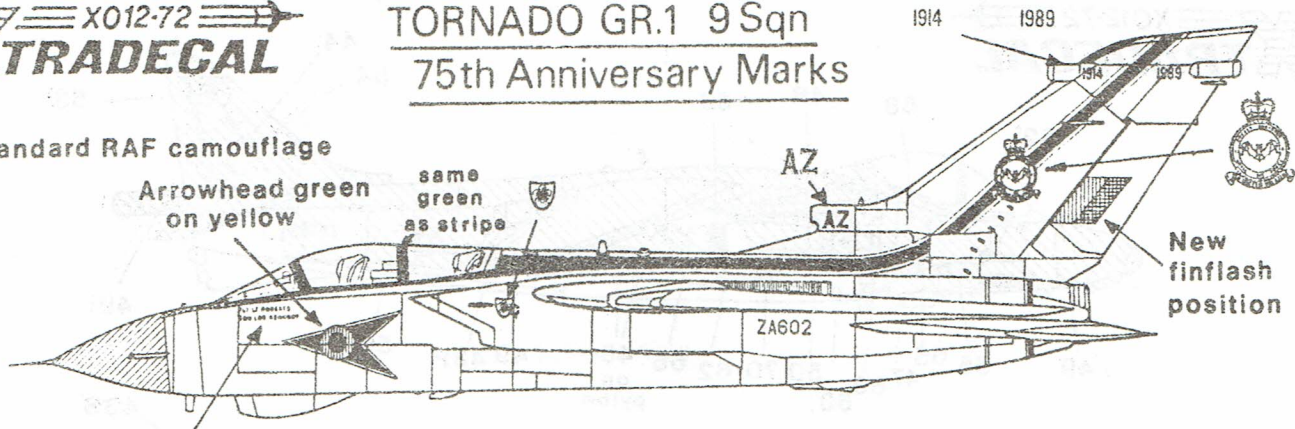
TORNADO GR.1 9 Sqn
75th Anniversary Marks

Standard RAF camouflage

Arrowhead green on yellow

same green as stripe

1914 1989



Aircrew names

HAWK T1 4 FTS

U/C doors inside and
U/C legs - LIGHT A/C GREY
Cockpit interior
including seats -
DARK GREY

