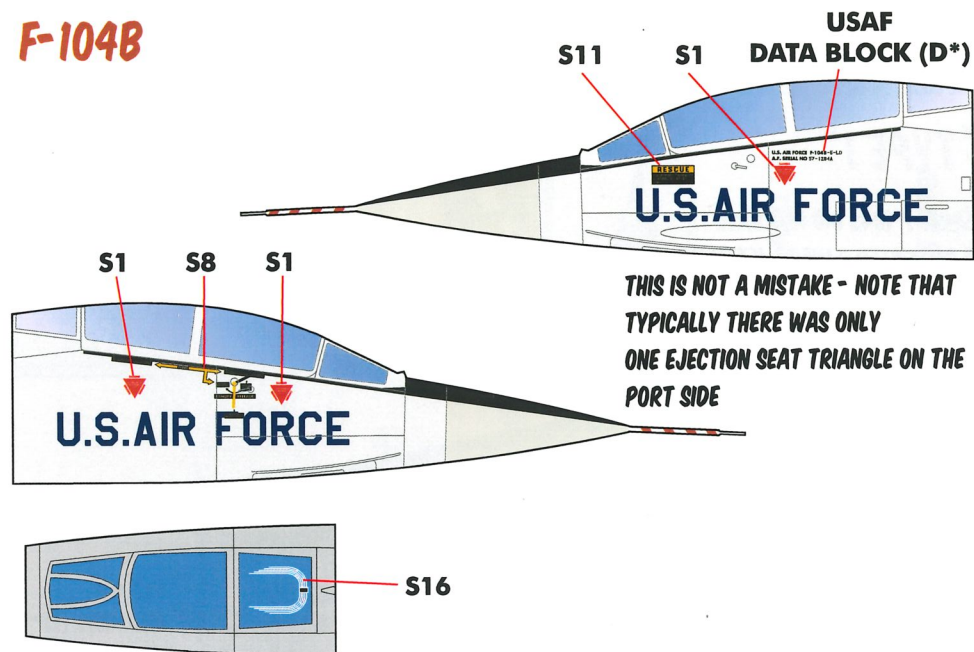


**F-104B**



APPLY THIS DECAL TO THE REAR TRANSPARENCY FROM THE INSIDE TO DEPICT AN ANTENNA


### COLOR LIST

- A** NATURAL METAL (ALUMINUM)
- B** FLAT BLACK (FS37038)
- C** ADC GRAY (FS16473)
- D** FLAT WHITE (FS37875)
- E** RADOME TAN (FS33613)

**Caracal Models**

**CD48202**

# USAF F-104 STARFIGHTER



**FIFTEEN MARKING OPTIONS FOR  
USAF F-104A/B/C STARFIGHTERS**

**1/48 SCALE**

DECALS PRINTED BY

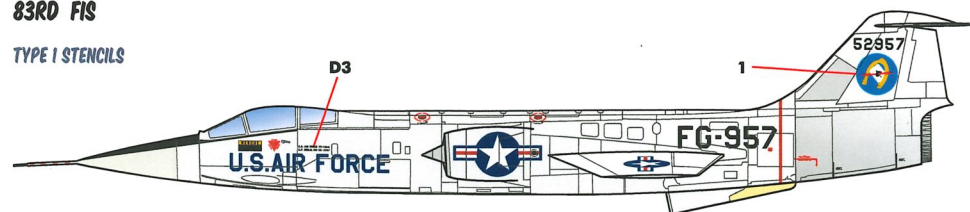


Caracal Models  
PO Box 92141  
Austin, TX 78709  
info@caracalmodels.com  
http://www.caracalmodels.com

**OPTION 1: YF-104C 55-2957**

**83RD FIS**

TYPE 1 STENCILS

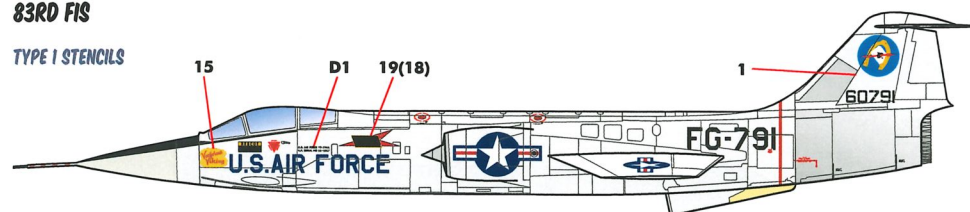


THIS STARFIGHTER WAS FLOWN BY HOWARD "SCRAPPY" JOHNSON IN HIS WORLD ALTITUDE RECORD FLIGHT ON MAY 7, 1958

**OPTION 2: F-104A 56-0791 "VOCIFEROUS VIKING"**

**83RD FIS**

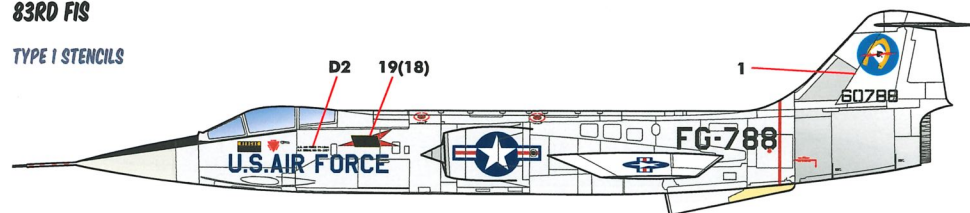
TYPE 1 STENCILS



**OPTION 3: F-104A 56-0788**

**83RD FIS**

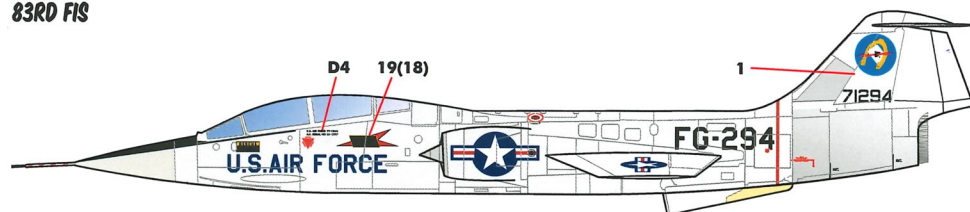
TYPE 1 STENCILS



**OPTION 4: F-104B 57-1294**

**83RD FIS**

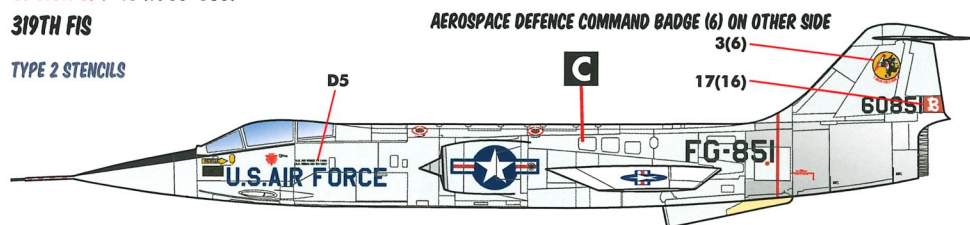
TYPE 1 STENCILS



**OPTION 5: F-104A 56-0851**

**319TH FIS**

TYPE 2 STENCILS



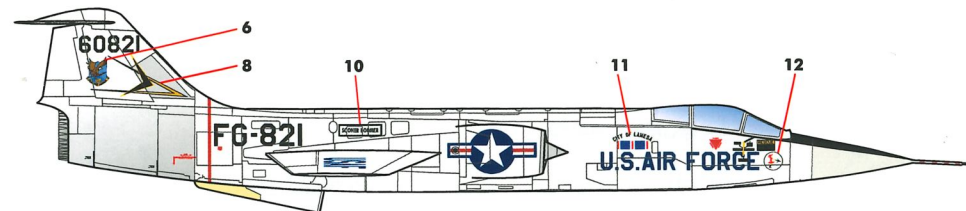
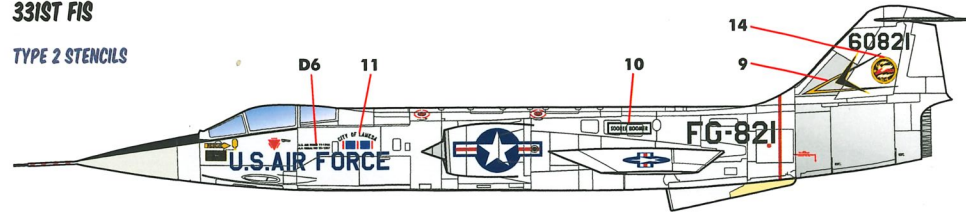
AEROSPACE DEFENCE COMMAND BADGE (6) ON OTHER SIDE

NOTE THAT UNLIKE MOST OF THE OPTIONS ON THE SHEET, THE AIRCRAFT OF THIS UNIT WERE PAINTED OVERALL ADC GRAY WITH THE EXCEPTION OF THE PEAR FIRE AGE AREA WHICH WAS LEFT NATURAL METAL

**OPTION 6: F-104A 56-0821**

**331ST FIS**

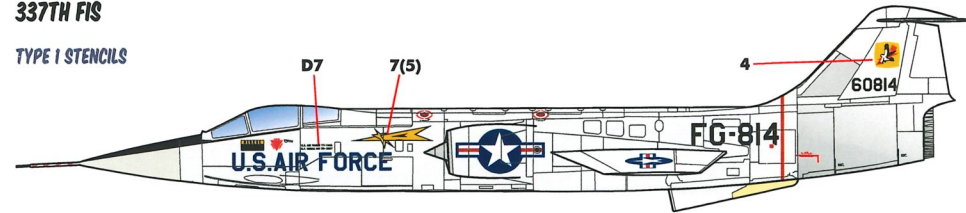
TYPE 2 STENCILS



**OPTION 7: F-104A 56-0814**

**337TH FIS**

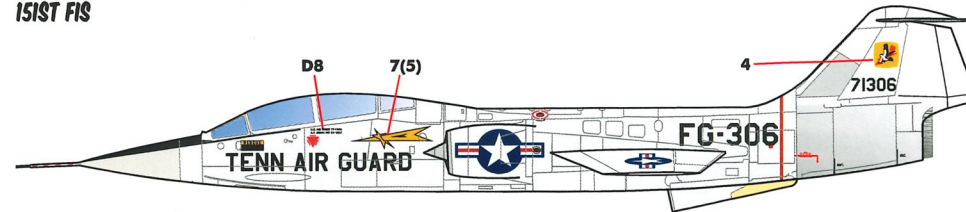
TYPE 1 STENCILS



**OPTION 8: F-104B 57-1306**

**151ST FIS**

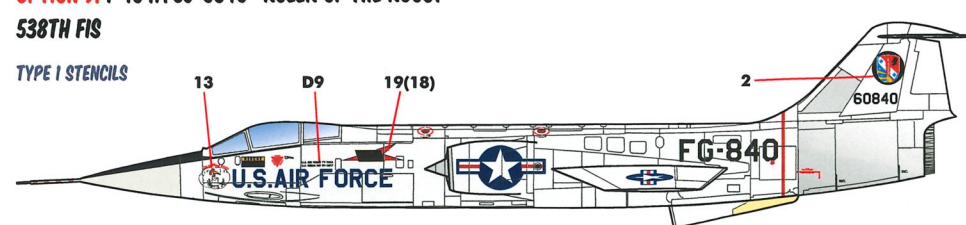
TYPE 1 STENCILS



**OPTION 9: F-104A 56-0840 "RULER OF THE ROOST"**

**538TH FIS**

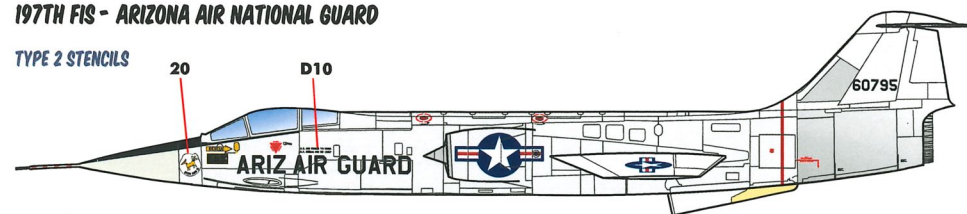
TYPE 1 STENCILS





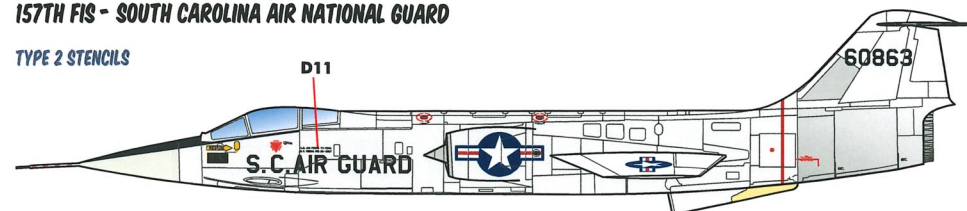
**OPTION 10: F-104A 56-0795 "BIRD DOG II"**  
**197TH FIS - ARIZONA AIR NATIONAL GUARD**

TYPE 2 STENCILS



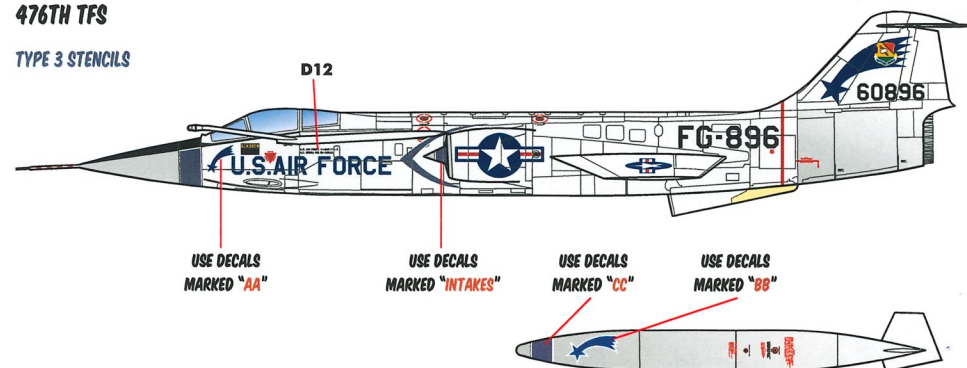
**OPTION 11: F-104A 56-0863**  
**157TH FIS - SOUTH CAROLINA AIR NATIONAL GUARD**

TYPE 2 STENCILS



**OPTION 12: F-104C 56-0896**  
**476TH TFS**

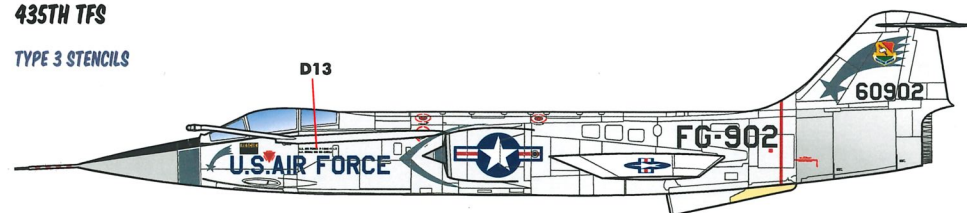
TYPE 3 STENCILS



EACH OF THE FOUR SQUADRONS OF 479TH TFW HAD A DIFFERENT COLOR.  
 USE THE DECALS SPECIFIED FOR BOTH SIDES OF THE AIRCRAFT IN THE  
 COLOR OF THE UNIT OF YOUR CHOICE.

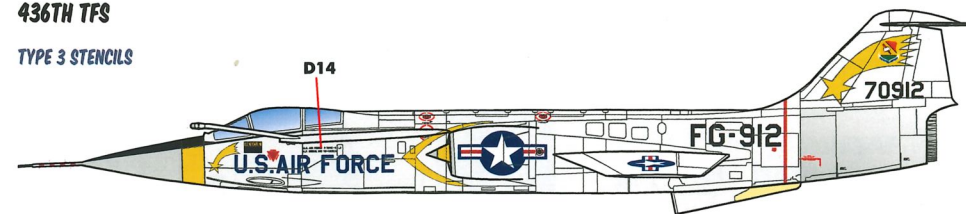
**OPTION 13: F-104C 56-0902**  
**435TH TFS**

TYPE 3 STENCILS



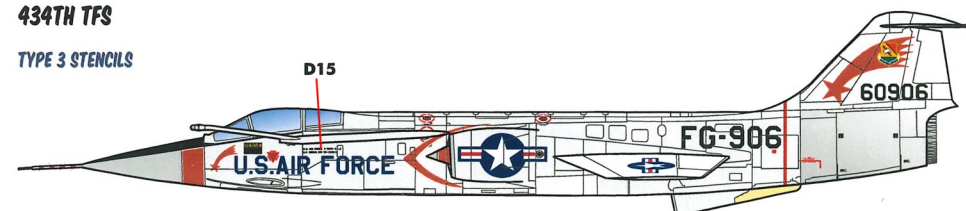
**OPTION 14: F-104C 57-0912**  
**436TH TFS**

TYPE 3 STENCILS

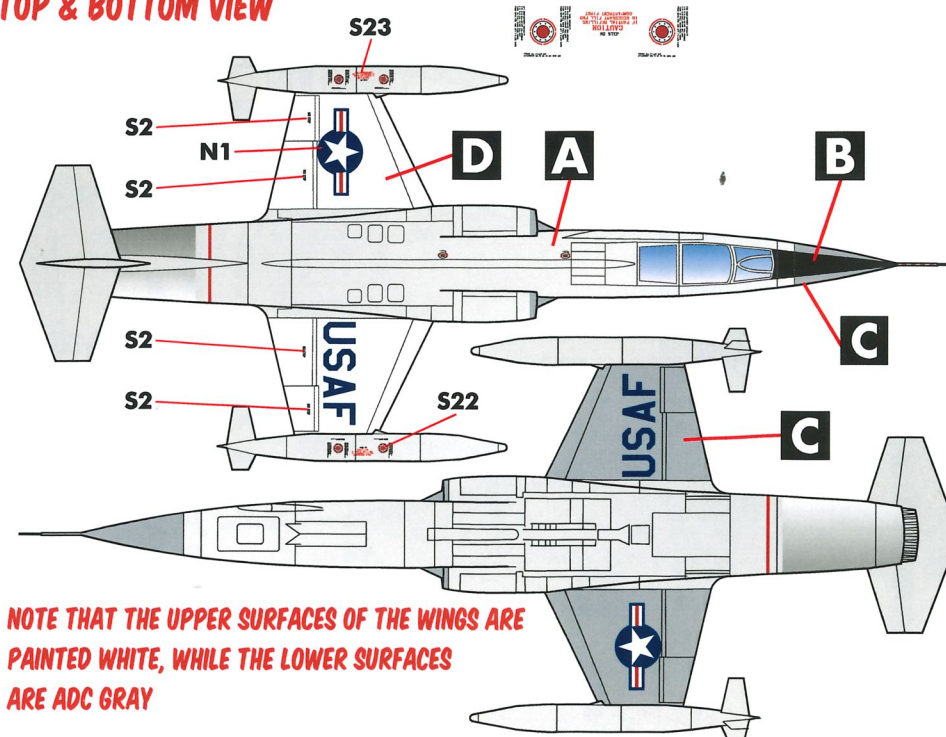


**OPTION 15: F-104C 56-0906**  
**434TH TFS**

TYPE 3 STENCILS



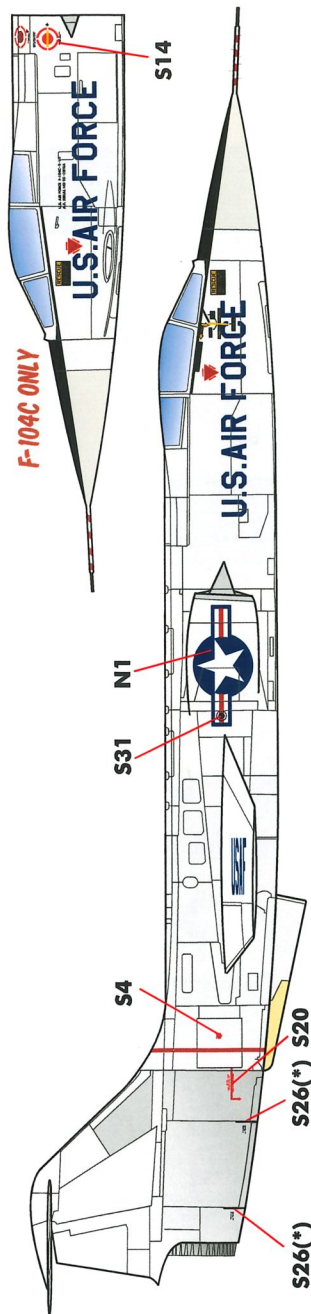
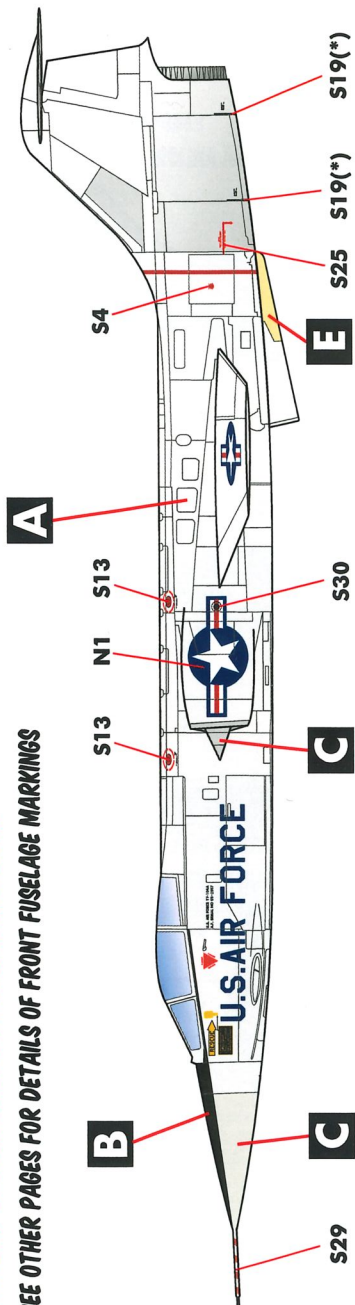
**TOP & BOTTOM VIEW**



NOTE THAT THE UPPER SURFACES OF THE WINGS ARE  
 PAINTED WHITE, WHILE THE LOWER SURFACES  
 ARE ADC GRAY

# TYPICAL STENCILLING & NATIONAL INSIGNIA

SEE OTHER PAGES FOR DETAILS OF FRONT FUSELAGE MARKINGS



(\*): DECALS "S19" AND "S26" WERE MISTAKENLY PRINTED AS A SINGLE DECAL - PLEASE CUT THESE MARKINGS VERTICALLY IN THE MIDDLE TO OBTAIN TWO SETS OF EACH, AND APPLY AS SHOWN.



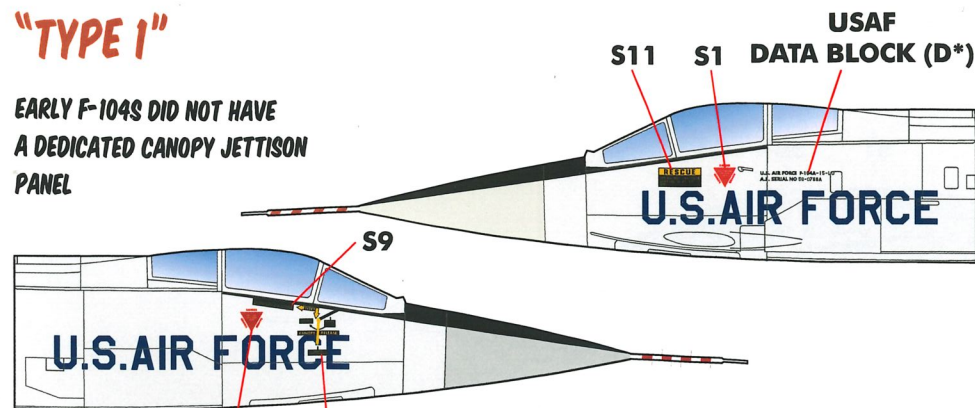
DROP TANK MARKINGS - SEE ALSO THE TOP VIEW FOR MARKING ON TOP

## FRONT FUSELAGE STENCILLING DETAILS

THERE WERE A FEW VARIATIONS OF THE STENCILS ON THE FRONT FUSELAGE, BASED ON THE MODIFICATIONS MADE DURING THE FIRST FEW YEARS OF THE F-104 IN USAF SERVICE. APPLY THE CORRECT STENCILLING FOR THE OPTION OF YOUR CHOICE. THE MAINTENANCE STENCILS ON THE REST OF THE AIRCRAFT WERE IDENTICAL ON ALL OPTIONS.

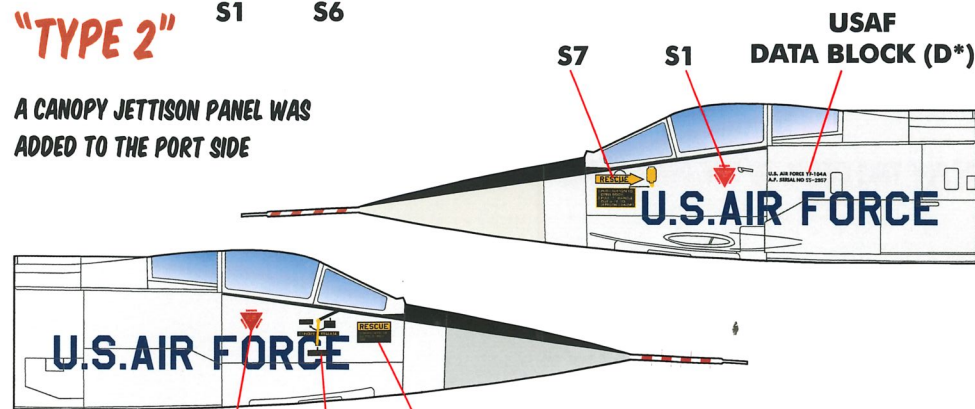
### "TYPE 1"

EARLY F-104S DID NOT HAVE A DEDICATED CANOPY JETTISON PANEL



### "TYPE 2"

A CANOPY JETTISON PANEL WAS ADDED TO THE PORT SIDE



### "TYPE 3"

THE FEW EARLY F-104C DEPICTED ON THIS SHEET HAD THIS VARIATION

