


# AeroMaster<sup>TM</sup>

PRODUCTS

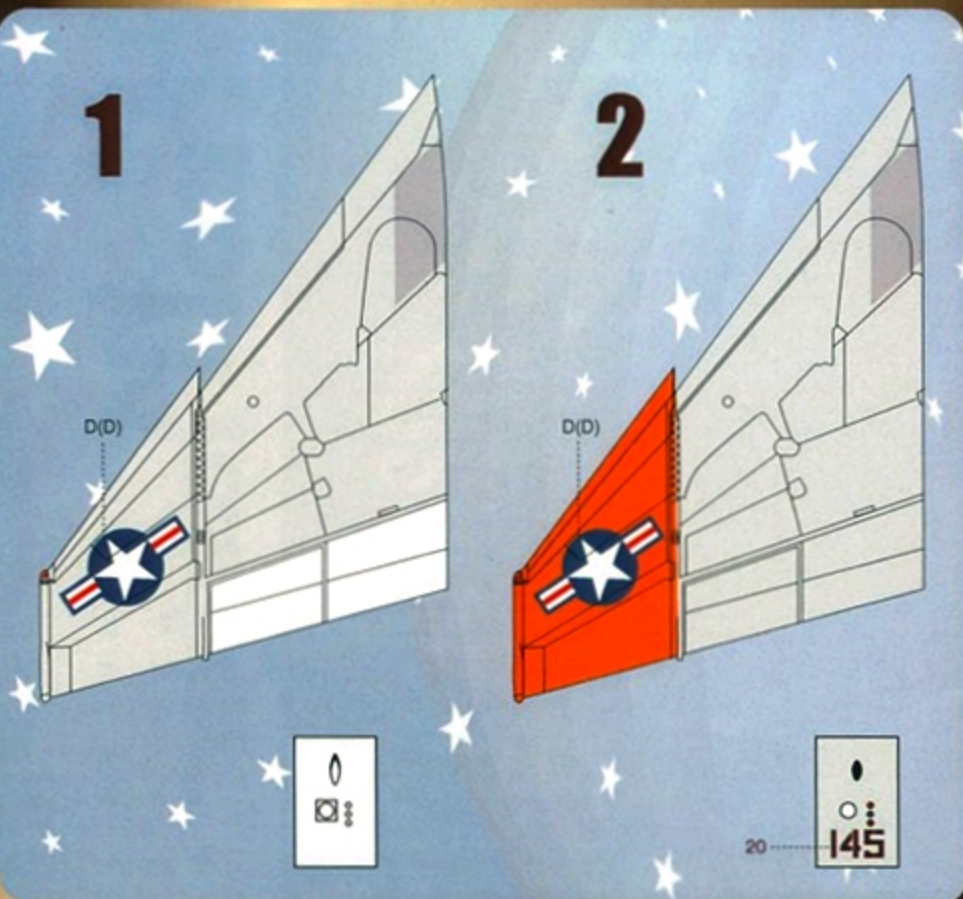

## Phancy Phantoms

Pt. IX



Suggested Kit: Hasegawa Phantom Phamily.





**1** F-4J Phantom BuNo. 155783. Assigned to VMFA-232, Marine Air Wing One, based at Iwakuni, Japan, in 1976. Painted Non-Specular Gull Gray FS36440 upper surfaces with Gloss White FS17875 undersurfaces, nose radome, control surfaces, landing gear, and wheel wells with Flat Black FS37038 antiglare panel. Gloss Red wing tips. Fuselage and wing walk areas Medium Gray. Rear view mirror over rear canopy, tail ECM fairing. Paint entire vertical fin & rudder Gloss White. Apply decals 7R & 7L. Allow to dry. Apply 6R & 6L. When dry, apply and align decals 8 on the ECM fairing.

**2** QF-4N Phantom BuNo. 153030. Drone Phantom operated by the Naval Weapons Test Squadron, NAS Point Mugu, California, in 1999. Non-Specular Gull Gray FS36440 overall with Gloss White FS17875 landing gear and wheel wells. International Orange FS12197 nose radome, wing tips, and tail surfaces, Flat Black antiglare panel. Fuselage/wing walk areas painted Medium Gray. Note tail ECM antenna fairings on tail and inlet trunks, RIO's rear view mirror. IR sensor on nose modified to carry camera for recording missile firings.